SECTIUNE TRANSVERSALA TABLIER POD
BRIDGE DECK CROSS SECTION

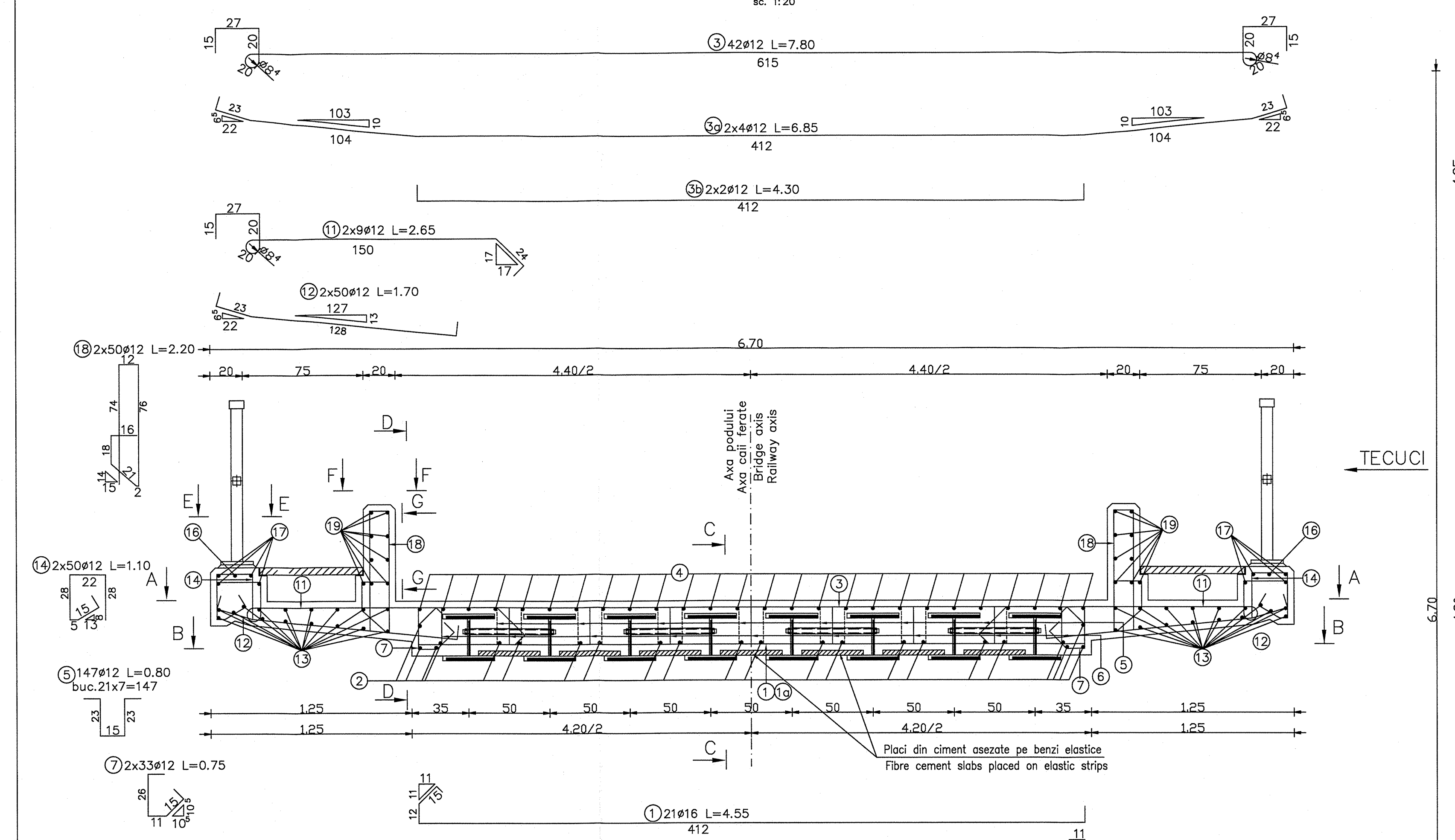

DETALIU "a" (STAS 10111/2-87)
"a" DETAIL (STAS 10111/2-87)
sc. 1:10

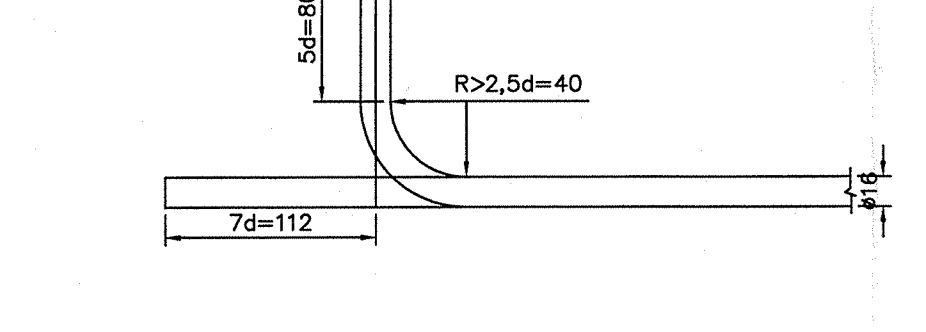

Beton: Concrete:	– C30/37 suprastructura/superstructure
Tipul grinzilor: Beams type:	– grinzi metalice sudate/steel welded girders
Otel pentru grinzi: Steel for the beams:	– OL 37-EP (STAS 12187-88)
Armatura: Reinforcement:	– PC52 (STAS 438/1-89)
Strat de acoperire: Concrete cover	– min. 3cm expunere in aer/air exposed
Clasa de incarcare: Load class:	– convoiul UIC71, P10 (STAS 3220-89)
Cofraj: Formwork:	– Metal sau lemn/Steel or wood

SECTIUNE A-A
A-A SECTION

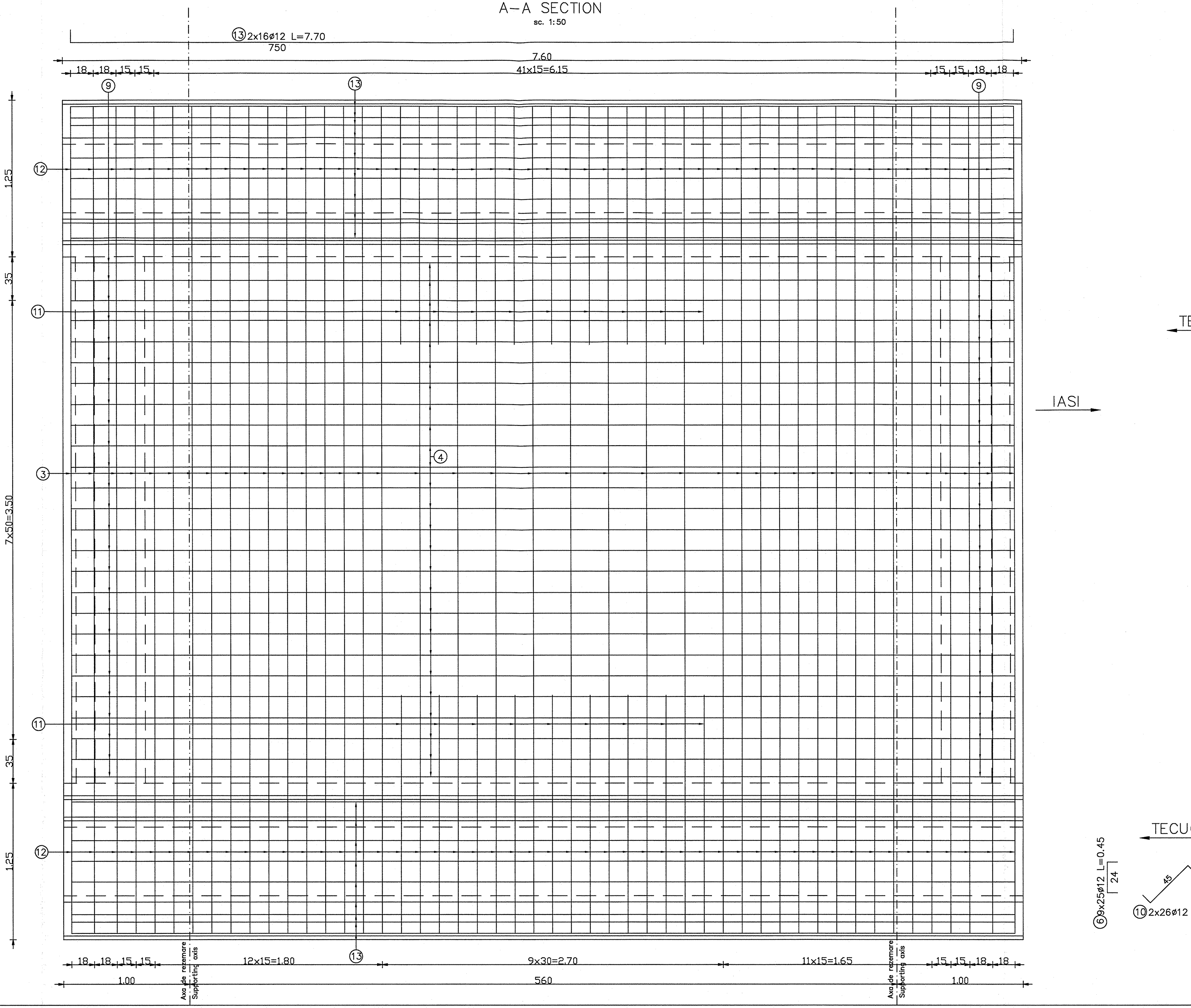

SECTIUNE B-B
B-B SECTION



SECTIUNE C-C/C-C SECTION

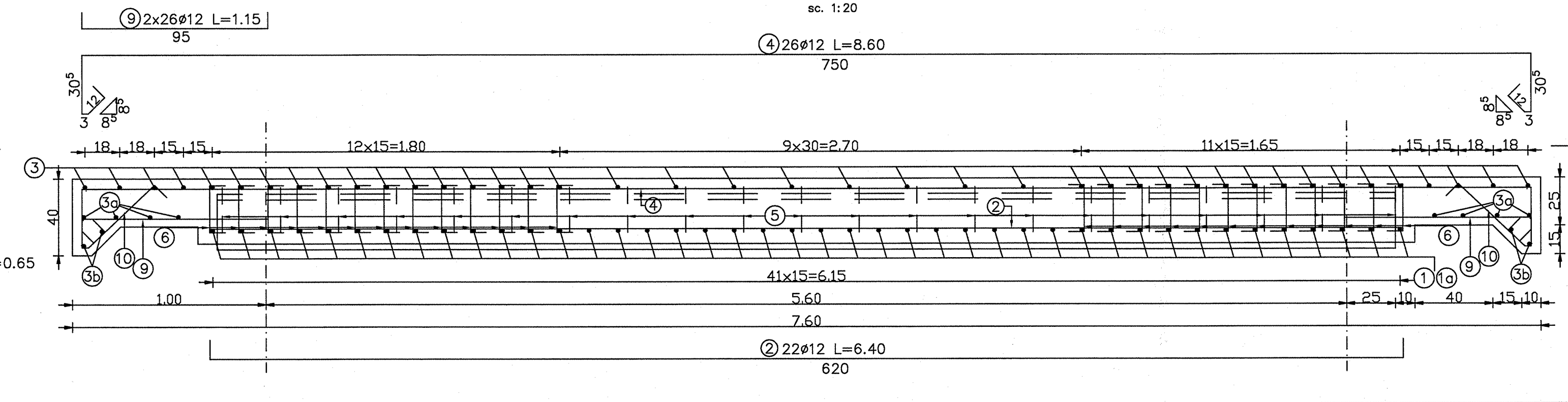

SECTIUNE D-D/D-D SECTION
SECTIUNE E-E/E-E SECTION
SECTIUNE F-F/F-F SECTION
SECTIUNE G-G/G-G SECTION

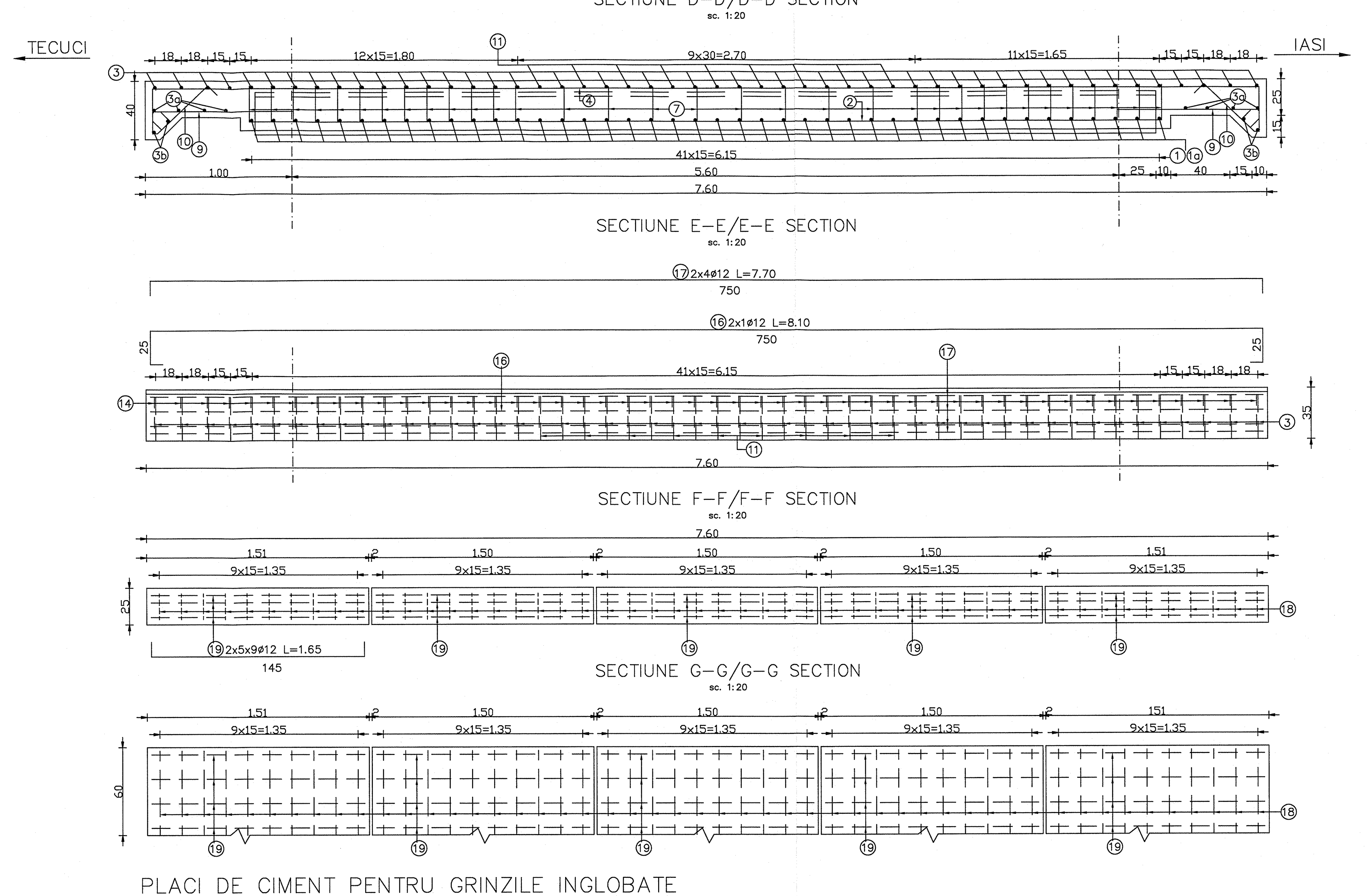

PLACI DE CIMENT PENTRU GRINZILE INGLOBATE
FIBRE CEMENT SLABS FOR STEEL GIRDERS ENBEDED
Sc. 1:10

TIP 1/TYPE 1
(7x5buc.=35buc/tablier)(7x5pcs.=35pcs/deck)



EXTRAS DE ARMATURA STNB PENTRU PLACI DE CIMENT
TABLE FOR REINFORCEMENTS STNB FOR FIBRE CEMENT

TIP/TYPE	TIP ARMATURA TYEPE REINFOCEMENT	Nr. BUC. No. PIECE	kg/m	m/buc. m/piece	kg
TIP 1 TYPE 1	STNB	35	0.222	6.40	50.00
				TOTAL	50,00kg

DALE PREFABRICATE DIN BETON
CONCRETE PREFAB SLABS
Sc. 1:10

TIP 1/TYPE 1
(2x13)piece=26piece for sidewalk
(2x13)buc.=26buc. pentru trotuare

TIP 2/TYPE 2
(2x2)buc.=4buc. pentru trotuare
(2x2)piece=4piece for sidewalk

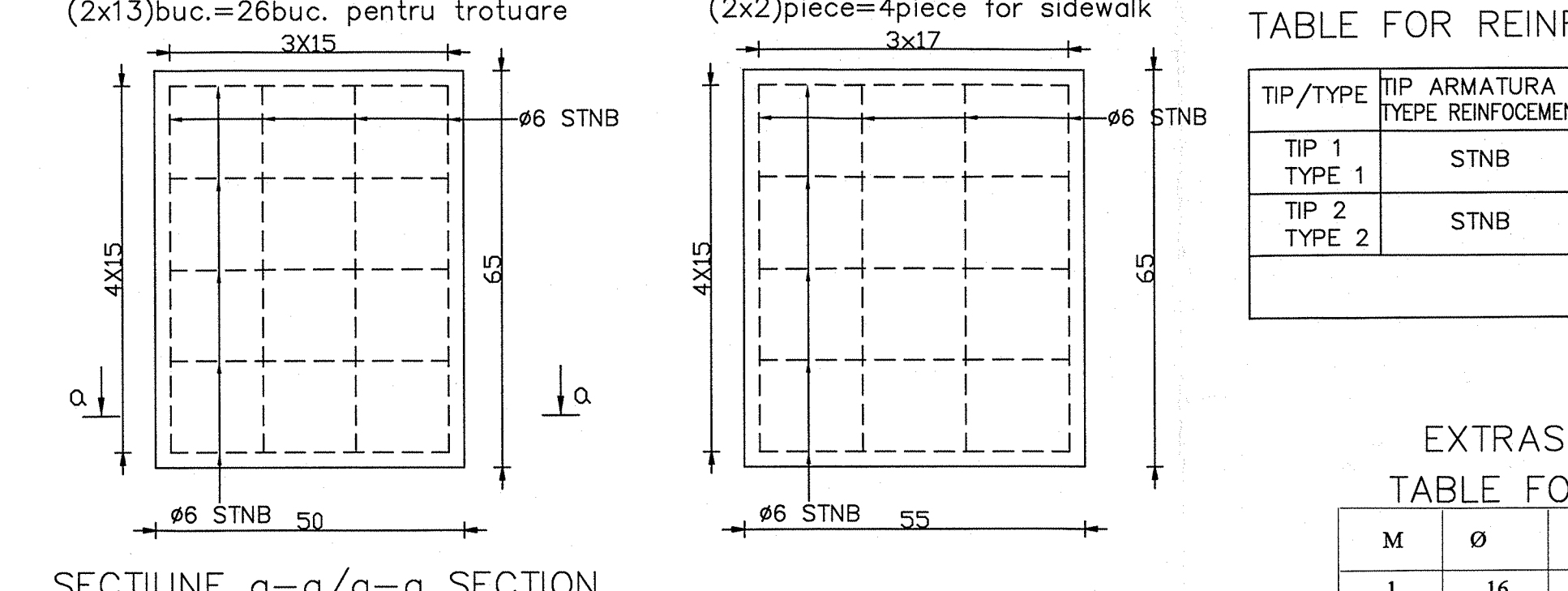

SECTIUNE a-a/a-a SECTION

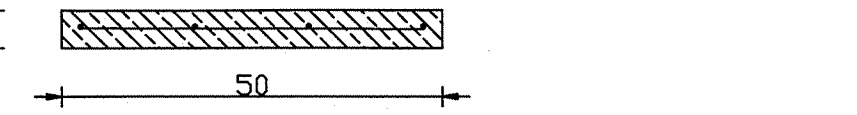

EXTRAS DE ARMATURA STNB PENTRU TROTUARE
TABLE FOR REINFORCEMENTS STNB FOR SIDEWALKS

TIP/TYPE	TIP ARMATURA TYEPE REINFOCEMENT	Nr. BUC. No. PIECE	kg/m	m/buc. m/piece	kg
TIP 1 TYPE 1	STNB	26	0.222	4.65	27.00
TIP 2 TYPE 2	STNB	4	0.222	4.95	5.00
				TOTAL	32,00kg

NOTA/NOTE
Pentru mentinerea pozitiei corecte in timpul betonarii, se vor monta distantieri minim 4buc./m².
Distantierii trebuie legati cu sarma de carcasa de armatura.

In order to maintain the correct position during concreting, minimum 4pcs./m² distance pieces shall be mounted.
The distance pieces shall be connected to the reinforcing framework, using wire.

NOTA
1. Prezentul plan a fost intocmit pe baza:
   - Dispozitiei generale
   - Plan cofraj suprastructura
2. La executie se vor respecta cu strictete prevederile din:
   - "Normativ pentru producerea betonului si executarea lucrarilor din beton, beton armat si beton precomprimat-Partea 1: Producerea betonului", indicativ NE 012/1-2007, pentru producera si livrarea betoanului;
   - "Codul de practica pentru executarea lucrarilor din beton, beton armat si beton precomprimat", indicativ NE 012-1999, pentru transportul, punerea in opera, turnarea, compactarea, tratarea, protectia si decofrarea betonului;
   - "Normativul pentru verificarea calitatii si receptia lucrarilor de constructii", indicativ C56-85;
   - Caietul de Sarcini.

NOTE
1. This Plan was drawn up based on the following data:
   - General Disposition
   - Supersructure shuttering
2. Durring execution the provisions in the following norms shall be respected:
   - "Practice code for concrete, reinforced concrete and pre-stressed concrete-Part one: Concrete production", NE 012/1-2007 for production and delivery of concrete.
   - "Practice code for concrete, reinforced concrete and pre-stressed concrete" NE 012-1999 for transportation, casting, compacting, treating and protection of concrete.
   - "Practice code for acceptance of the construction works", C 56-85.
   - Specifications book.

EXTRAS DE ARMATURA
TABLE FOR REINFORCEMENTS

M	Ø	B	L(m)	PC52 Ø12	PC52 Ø16
1	16	21	4.55		95.55
1a	16	21	4.55		95.55
2	12	22	6.40	140.80	
3	12	42	7.80	327.60	
3a	12	8	6.85	54.80	
3b	12	4	4.30	17.20	
4	12	26	8.60	223.60	
5	12	147	0.80	117.60	
6	12	225	0.45	101.25	
7	12	66	0.75	49.50	
9	12	52	1.15	59.80	
10	12	52	0.65	33.80	
11	12	18	2.65	47.70	
12	12	100	1.70	170.00	
13	12	32	7.70	246.40	
14	12	100	1.10	110.00	
16	12	2	8.10	16.20	
17	12	8	7.70	61.60	
18	12	100	2.20	220.00	
19	12	90	1.65	148.50	
LUNGIMI/Ø				2146.35	191.10
GREUTATI/ML (kg)				0.888	1.578
GREUTATI/Ø				1906	302
GREUTATI PE TIP DE OTEL				2208	

NEGOESCU ... ROMANIA MLPAT ... INGINER VERIFICATOR PROIECTE ... A1, B2, D2

Se interzice copierea, difuzarea, imprumutarea sau utilizarea in alte scopuri, fara permisiunea ISPCF ca proprietar al desenului.
This drawing is forbidden to be copied, lent or used in other purposes than those previously approved by ISPCF-SA as its owner.

B			
A			
	Data / Date	Modificare / Modification / Revision	

BENEFICIAR/ BENEFICIARY: ROMANIAN RAILWAY NATIONAL COMPANY
AUTORITATEA DE IMPLEMENTARE/ IMPLEMENTUNG AUTHORITY: Ministerul Transporturilor / Ministry of Transports
AUTORITATEA CONTRACTANTA / CONTRACTING AUTHORITY: Ministerul Economiei si Finantelor Oficiul de Plati si Contractare Phare / Ministry of Economy and Finances Phare Payments &Contracting Office — CFCU — Contract / Contract: 1303/2007
Proiect finantat de UNIUNEA EUROPEANA / Project financed by EUROPEAN UNION — POS Transport 2007-2013 — Faza / Phase: PTh+DE
prointec — CONSIS PROIECT

Intocmit / Designed	Ing. Andrei Costan	Scara / Scale:	1:20
Verificat / Checked	Ing. M. Saracin		
Sef echipa / Team leader	Ing. Ioan Dachin	Data / Date:	05.2009

PORTOFOLIU DE PROIECTE PHARE CES 2005 / PHARE CES 2005 PROJECTS PORTFOLIO LOT 1
Asistenta tehnica pentru pregatirea unor lucrari de reabilitare pentru tuneluri si poduri de cale ferata
Technical assistance for preparing rehabilitation works required by railway tunnels and bridges

Denumire desen / Drawing Title: Sucursala RCF / Railway district IASI. Linia cf /Railway line 507 Bacau -Bicaz — Podet / Culvert km 381+660 — Armare suprastructura / Superstructure reinforcement
Cod desen / Drawing Code: PT215 — Nr. / No: 5